

Monday, August 13, 2018 GA

- Complete warm-up
- Turn in GRID DRAWING practice (name/period)

be sure you have colored pencils this week

Answer in 2-3 complete sentences.

Do these figures have SHAPE or FORM? Are they realistic or abstract? (see notes or poster)



Today, we will:

Introduce Color Theory


Students will be able to use **elements** and **principles** to organize the composition of their own artwork (color).

Students will be able to identify and experiment with **materials**, **tools**, and **techniques** *appropriately* and *expressively* in his or her own artwork (painting materials).

SB #3: Fruits and Vegetables, DUE 8/15


Draw a variety of fruit/vegetables

- Fill the page
- Make sure it overlaps
- Use a variety of sizes
- Add shading or color



Monday, August 13, 2018 Intro

- Complete warm-up.
- Collect project from the drawer.



Answer in 3-5 complete sentences.

Does this drawing have FORM or SHAPE? Select one and then support your opinion (For example: How did the artist create form? Or why is it shape and not form?)



Today, we will:

Work on the Contour Line Project

The student will be able to use **the elements of art (line and value)** in his or her own artwork.


SB #3 Crumpled Paper, DUE 8/9

- Fill the page
- Shade



Tuesday, August 14, 2018 GA

- Complete warm-up
- Get out colored pencils



Answer in 2-3 complete sentences.

This does not have a realistic background, but there is a suggestion of SPACE. What does the artist do to suggest space?

Today, we will:

Create a color wheel.


Students will be able to use **elements** and **principles** to organize the composition of their own artwork (color).

Students will be able to identify and experiment with **materials, tools,** and **techniques** *appropriately* and *expressively* in his or her own artwork (painting materials).

SB #3: Fruits and Vegetables, DUE 8/15

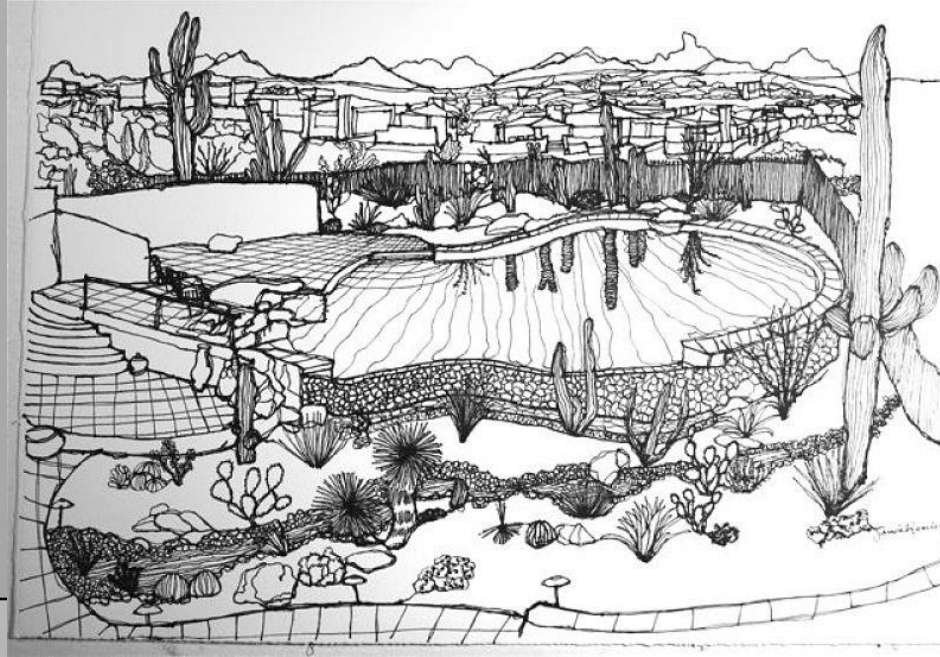
Draw a variety of fruit/vegetables

- Fill the page
- Make sure it overlaps
- Use a variety of sizes
- Add shading or color



Tuesday, August 14, 2018 **Intro**

- Complete warm-up.
- Clear space expect for a non-mechanical pencil and your colored pencils.



Answer in 3-5 complete sentences. **What did the artist do to suggest the illusion of space in this continuous line drawing?**



Today, we will:

Work on the Contour Line Project

The student will be able to use **the elements of art (line and value)** in his or her own artwork.

SB #3 Crumpled Paper, DUE 8/9

- Fill the page
- Shade



Wed., August 15, 2018 GA

- Put sketchbook in the crate on the front table.
- Get out your colored pencils.



Yes, you do need to know ALL the color schemes and vocabulary . . .

Today, we will:

1. Complete Color Theory Review
2. Complete Color Scheme Sheet

Students will be able to use **elements** and **principles** to organize the composition of their own artwork (color).

Students will be able to identify and experiment with **materials, tools,** and **techniques** *appropriately* and *expressively* in his or her own artwork (painting materials).

SB 4 and 5: Due 8/22

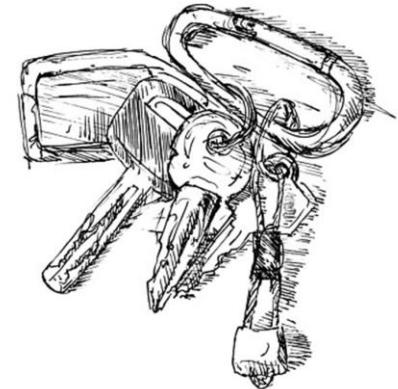
Free Sketch

- Your choice of drawing
- It must be school appropriate
- Fill the page
- Add color or shading



A set of keys

- Draw at least four different keys
- Overlap
- Add shading
- Fill the page



Thur., August 16, 2018 GA

- You will turn in your sketchbooks next week.
- Get out your colored pencils.



Yes, you do need to know ALL the color schemes and vocabulary . . .

Today, we will:

1. Complete Color Theory Review
2. Complete Color Scheme Sheet

Students will be able to use **elements** and **principles** to organize the composition of their own artwork (color).

Students will be able to identify and experiment with **materials, tools,** and **techniques** *appropriately* and *expressively* in his or her own artwork (painting materials).

SB 4 and 5: Due 8/23

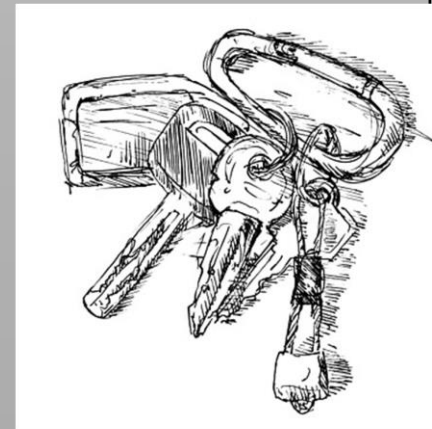
Free Sketch

- Your choice of drawing
- It must be school appropriate
- Fill the page
- Add color or shading



A set of keys

- Draw at least four different keys
- Overlap
- Add shading
- Fill the page



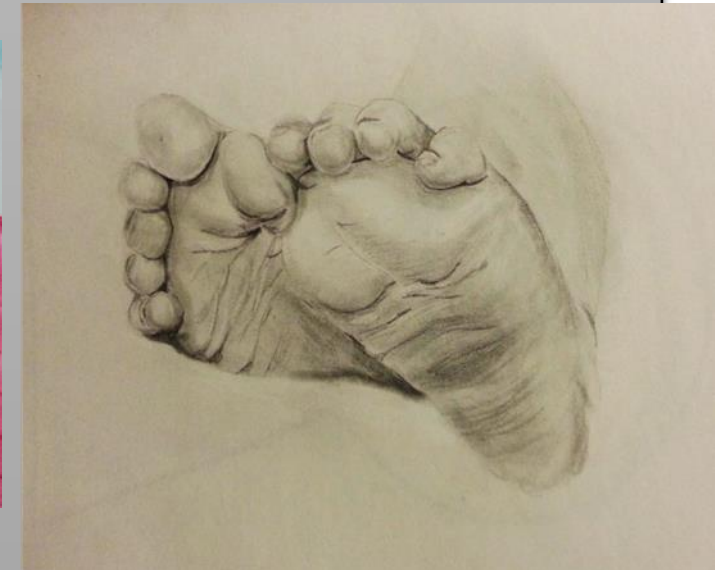
Thurs., August 16, 2018 **Intro**

- You will turn in your sketchbooks next week.
- Listen for directions.



Today, we will:

SB #4 Cityscape and #5 Free Sketch: Due August 23.



Friday, August 17, 2018 GA

- Complete the warm-up.
- Have a pencil and eraser ready.

Answer in 2-3 complete sentences.

What are the ELEMENTS of ART (as a group, how would you define them)? List them.

Today, we will:

Complete a class grid drawing project.

SB 4 and 5:
Due 8/22 or 8/23

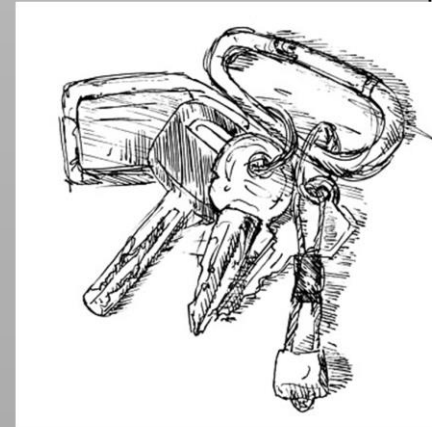
Free Sketch

- Your choice of drawing
- It must be school appropriate
- Fill the page
- Add color or shading



A set of keys

- Draw at least four different keys
- Overlap
- Add shading
- Fill the page



Friday, August 17, 2018 Intro

- Complete the warm-up.
- Have a pencil and eraser ready.

Answer in 3-5 complete sentences.

What are the ELEMENTS of ART (as a group, how would you define them)? Does an artist use all of them in every work of art. List the ELEMENTS.

Today, we will:

Complete a class grid drawing project.

SB #4 Cityscape and #5 Free Sketch: Due August 23.

